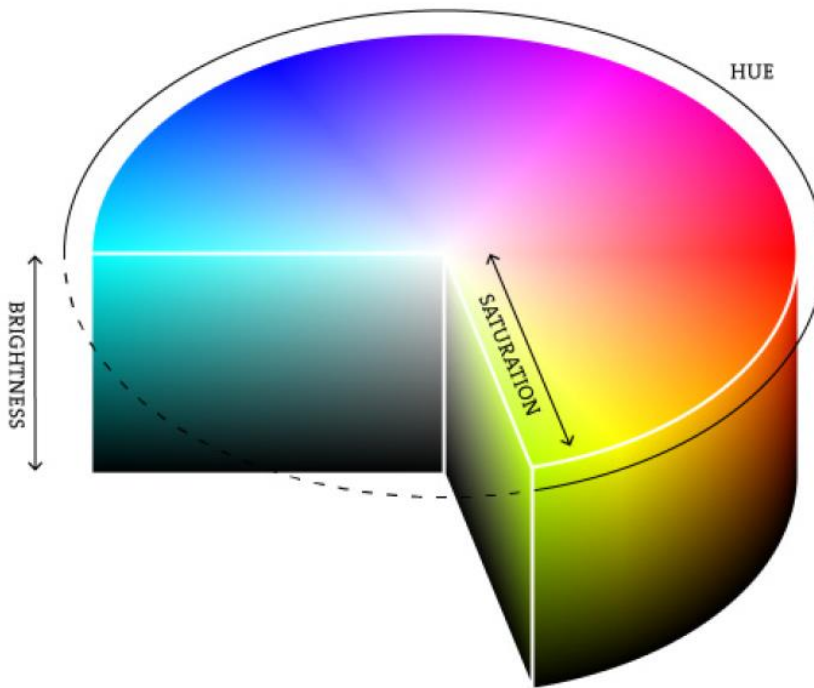


OPERATING MODES

The projector has 4 operating modes: Raw Mode, HSV, RGB emulation and CMY emulation. Raw Mode enables specific control of each color. HSV Mode is based on a complex algorithm for a new type of management of both color and white light. In this mode, the CRI is kept constantly above 97 CRI, irrespective of colour temperature. HSV mode has the following characteristics:



DMX MODES

DMX Mode	Parameter	Color Control Mode	RAW Mode
Basic RGB	14	RGB or CMY	Not available
Basic HSV	14	HSV	Not available
Extended RGB	27	RGB or CMY	CCMode RAW
Extended HSV	27	HSV	CCMode RAW

BASIC MODE

Note: With Basic mode selected is not possible to control the singles LEDs colour values of fixture (RAW mode).

Number	RGB (/ CMY)	HSV	Note
1	Red/Cyan	Hue	Red with Color Control Mode RGB (CCMOD RGB) Cyan with Color Control Mode CMY (CCMOD CMY)
2	Green/Magenta	Hue fine	Green with Color Control Mode RGB (CCMOD RGB) Magenta with Color Control Mode CMY (CCMOD CMY)
3	Blue/Yellow	Saturation	Blue with Color Control Mode RGB (CCMOD RGB) Yellow with Color Control Mode CMY (CCMOD CMY)
4	CTO	CTO	Filter mode or White mode available
5	Macro colours	Macro colours	
6	Strobe	Strobe	
7	Dimmer	Dimmer	
8	Dimmer fine	Dimmer fine	
9	Dummy	Dummy	
10	Dummy	Dummy	
11	Tint	Tint	
12	Function	Function	
13	Reset	Reset	
14	Frequency	Frequency	

RGB	HSV	DMX value	Function
1	-		RED (RGB mode) / CYAN (CMY mode)
		000 - 255	Red or Cyan colour linearly increases from no-light to maximum intensity
2	-		GREEN (RGB mode) / MAGENTA (CMY mode)
		000 - 255	Green or Magenta colour linearly increases from no-light to maximum intensity
3	-		BLUE (RGB mode) / YELLOW (CMY mode)
		000 - 255	Blue or Yellow colour linearly increases from no-light to maximum intensity
-	1		HUE
		000 - 255	Linear Hue setting, define the target point color in the HSV color representation system (range from 0° (Red) to 360°)
-	2		HUE FINE
		000 - 255	Fine Hue setting
-	3		SATURATION
		000 - 255	Linear Saturation setting, define the INTENSITY/PURITY of the color at a constant lightness level. It ranges from 100% (pure color) to 0% (white)
4	4		CTO The CTO parameter allows the control of Colour Temperature linearly from 8000K to 2500K
		000	OFF
		001 ...	8000 K
		... 047 ...	7000 K
		... 093 ...	6000 K
		... 112 ...	5600 K
		... 139 ...	5000 K
		... 186 ...	4000 K
		... 222 ...	3200 K
		... 245 ...	2700 K
... 255	2500 K		
5	5		MACRO COLORS
		000 - 255	The MACRO COLORS channels allows to select a specific colour palette from a pre-built library.
6	6		STROBE
		000 - 003	Light OFF
		004 - 103	Strobe at linearly variable frequency from low (1Hz) to fast (16Hz)
		104 - 107	Light ON
		108 - 207	Pulsation at linearly variable speed from slow (0.5 Hz) to fast (25 Hz)
		208 - 212	Light ON
		213 - 255	Random Slow Strobe
		226 - 238	Random Medium Strobe
		239 - 251	Random Fast Strobe
252 - 255	Light ON		

RGB	HSV	DMX value	Function
7	7		DIMMER
		000 - 255	Light output linearly increases from off to maximum brightness
8	8		DIMMER FINE
		000 - 255	Fine Dimmer positioning
9	9		DUMMY
10	10		DUMMY
11	11		TINT The tint control is normally set by sight to create satisfactory skin tones.
		000 - 127	Linear Tint setting, define the target point correction from Magenta (0 Bit) to OFF
		128	Tint adjustment OFF (To put as default setting)
		129 - 255	Linear Tint setting, define the target point correction from OFF to Green (255 bit)

RGB	HSV	DMX value	Function	
12	12		FUNCTION The function is enable passing through the unused range and then selecting the required function level. It will be activated after 5 seconds.	
		000 - 011	Unused range	
		012 - 037	Reserved	
		038 - 042	Linear (Default)	Refer to page 14
		043 - 047	Square	
		048 - 052	Smooth Square	
		053 - 057	S Curve	
		058 - 062	Raw color channels gamma 1	Refer to page 14
		063 - 067	Raw color channels gamma 1.5	
		068 - 072	Raw color channels gamma 2.2 (Default)	
		073 - 077	Halogen mode disabled (Default)	
		078 - 082	Halogen mode 1, 750W lamp emulation	
		083 - 087	Halogen mode 2, 1000W lamp emulation	
		088 - 092	Halogen mode 3, 1200W lamp emulation	
		093 - 097	Halogen mode 4, 2000W lamp emulation	
		098 - 102	Halogen mode 5, 2500W lamp emulation	
		103 - 105	Reserved	
		106 - 108	CCMOD: RAW (Default)	
		109 - 111	CCMOD: RGB or HSV	
		112 - 114	CCMOD: CMY	
		115 - 117	Reserved	
		118 - 122	Reserved	
		123	CTO Filter (Default)	
		124	CTO White	
125	Reserved			
126 - 127	Gamut Adaptation Relative			
128 - 129	Gamut Adaptation Absolute			
130 - 133	Reserved			
134	RGB Color Space Native			
135	RGB Color Space sRGB			
136 - 163	Reserved			
164	Base frequency=1000Hz			
165	Base frequency=1500Hz (Default)			
166	Base frequency=2400Hz			
167	Base frequency=3700Hz			
168	Base frequency=5600Hz			
169	Base frequency=9400Hz			
170	Base frequency=15100Hz			
171	Base frequency=21400Hz			
172	Base frequency=31000Hz			
173	Base frequency=43700Hz			
174 - 250	Reserved			
251 - 255	Default function recall Note: all the functions are non-volatile settings. It means that the configuration remains active after power off.			

RGB	HSV	DMX value	Function
13	13		RESET
		000 - 025	Unused range
		026 - 255	It does the complete reset sequence of fixture passing through the unused levels range and staying in this range for 5 seconds.
14	14		FREQUENCY
		000 - 255	It allows a fine adjusting of frequency base value selected with Function parameter (number 12) - Details of values at page 17.

EXTENDED MODE

Number	RGB (/CMY)	HSV	Note
1	Red	Red	Active in RAW mode only
2	Red fine	Red fine	Active in RAW mode only
3	PC Amber	PC Amber	Active in RAW mode only
4	PC Amber fine	PC Amber fine	Active in RAW mode only
5	PC Green	PC Green	Active in RAW mode only
6	PC Green fine	PC Green fine	Active in RAW mode only
7	Green	Green	Active in RAW mode only
8	Green fine	Green fine	Active in RAW mode only
9	Cyan	Cyan	Active in RAW mode only
10	Cyan fine	Cyan fine	Active in RAW mode only
11	Blu	Blu	Active in RAW mode only
12	Blu fine	Blu fine	Active in RAW mode only
13	CTO	CTO	In RAW mode only the White mode is available. If Halogen mode is selected the CTO parameter is disabled.
14	Macro colors	Macro Colors	
15	Strobe	Strobe	
16	Dimmer	Dimmer	
17	Dimmer fine	Dimmer fine	
18	Red/Cyan	Hue	Red with Color Control Mode RGB (CCMOD RGB) Cyan with Color Control Mode CMY (CCMOD CMY)
19	Green/Magenta	Hue fine	Green with Color Control Mode RGB (CCMOD RGB) Magenta with Color Control Mode CMY (CCMOD CMY)
20	Blue/Yellow	Saturation	Blue with Color Control Mode RGB (CCMOD RGB) Yellow with Color Control Mode CMY (CCMOD CMY)
21	Dummy	Dummy	
22	Dummy	Dummy	
23	Dummy	Dummy	
24	Tint	Tint	Not activated when used RAW mode
25	Function	Function	
26	Reset	Reset	
27	Frequency	Frequency	

RGB	HSV	DMX value	Function
1	1		RED
		000 - 255	Red colour linearly increases from no-light to maximum intensity
2	2		RED FINE
		000 - 255	Red fine intensity
3	3		AMBER
		000 - 255	Amber colour linearly increases from no-light to maximum intensity
4	4		AMBER FINE
		000 - 255	Amber fine intensity
5	5		LIME
		000 - 255	Lime colour linearly increases from no-light to maximum intensity
6	6		LIME FINE
		000 - 255	Lime fine intensity
7	7		GREEN
		000 - 255	Green colour linearly increases from no-light to maximum intensity
8	8		GREEN FINE
		000 - 255	Green fine intensity
9	9		CYAN
		000 - 255	Cyan colour linearly increases from no-light to maximum intensity
10	10		CYAN FINE
		000 - 255	Cyan fine intensity
11	11		BLUE
		000 - 255	Blue colour linearly increases from no-light to maximum intensity
12	12		BLUE FINE
		000 - 255	Blue fine intensity

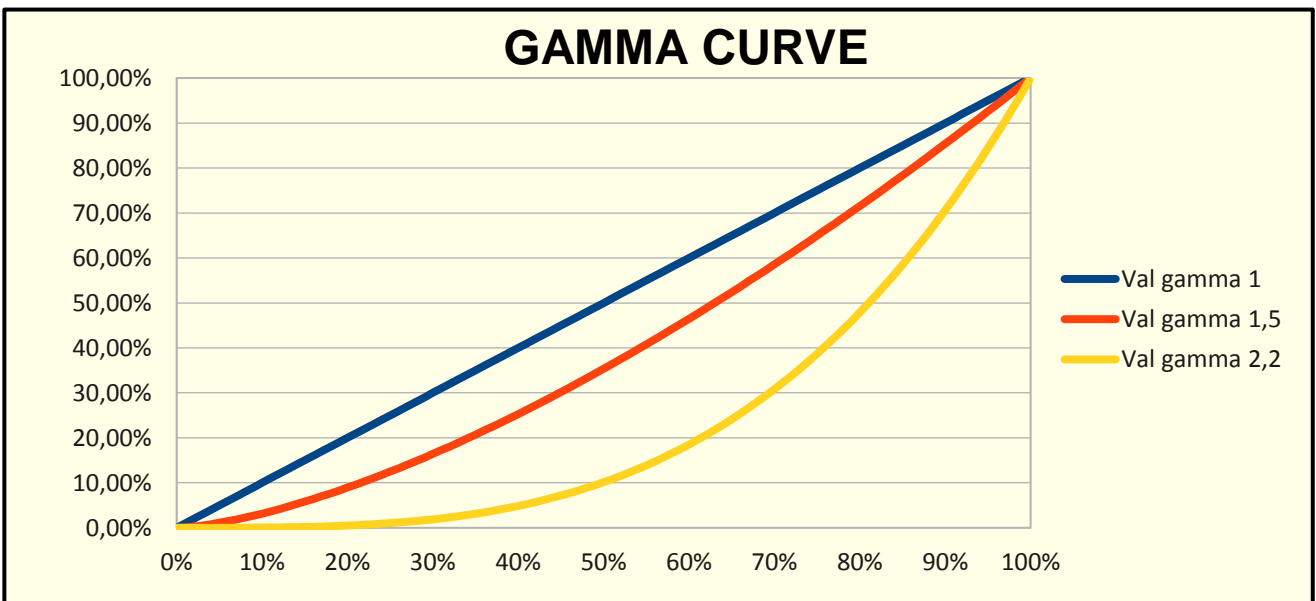
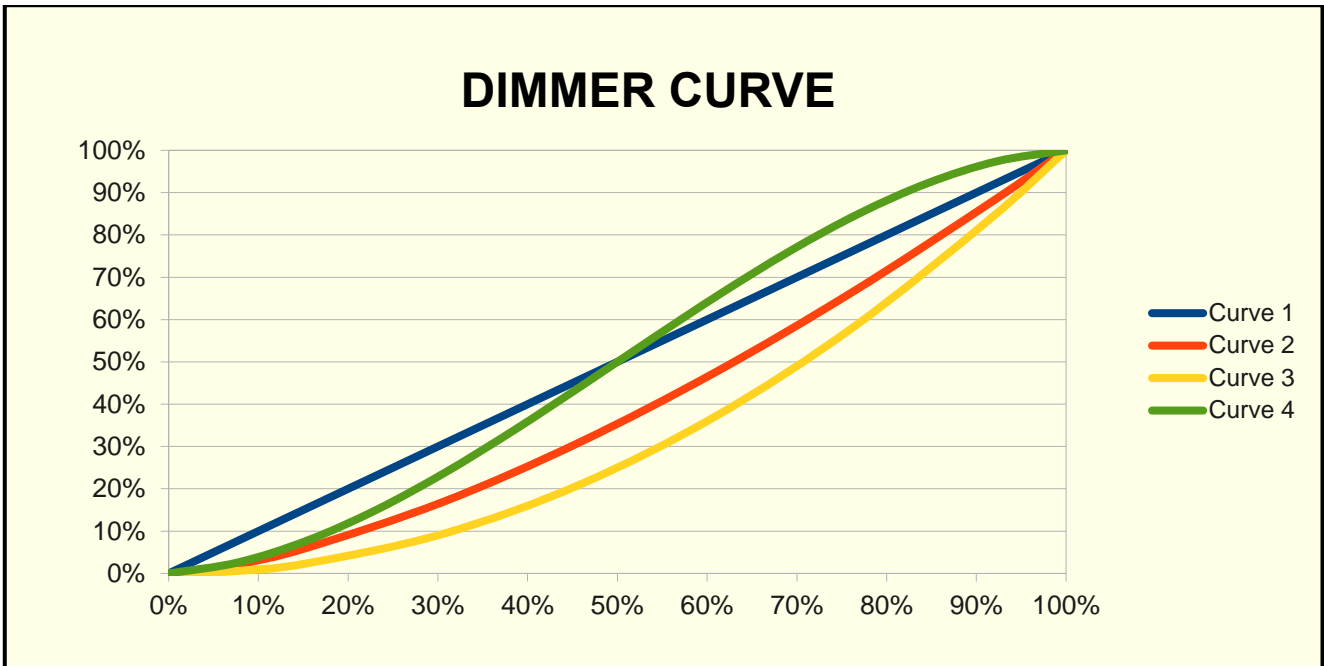
RGB	HSV	DMX value	Function
13	13		CTO The CTO parameter allows the control of Colour Temperature linearly from 8000K to 2500K
		000	OFF
		001 ...	8000 K
		... 047 ...	7000 K
		... 093 ...	6000 K
		... 112 ...	5600 K
		... 116 ...	5500 K
		... 139 ...	5000 K
		... 176 ...	4200 K
		... 186 ...	4000 K
		... 197 ...	3750 K
		... 223 ...	3200 K
		... 227 ...	3100 K
		... 232 ...	3000 K
		... 241 ...	2800 K
... 246 ...	2700 K		
... 255	2500 K		

RGB	HSV	DMX value	Function
14	14		MACRO COLOR
		000 - 255	The MACRO COLORS channels allows to select a specific colour palette from a pre-built library. See details at page 15.
15	15		STROBE
		000 - 003	Light OFF
		004 - 103	Strobe at linearly variable frequency from low (1Hz) to fast (16Hz)
		104 - 107	Light ON
		108 - 207	Pulsation at linearly variable speed from slow (0.5 Hz) to fast (25 Hz)
		208 - 212	Light ON
		213 - 255	Random Slow Strobe
		226 - 238	Random Medium Strobe
		239 - 251	Random Fast Strobe
		252 - 255	Light ON
16	16		DIMMER
		000 - 255	Light output linearly increases from off to maximum brightness
17	17		DIMMER FINE
		000 - 255	Fine Dimmer positioning
18	-		RED (RGB mode) / CYAN (CMY mode)
		000 - 255	Red or Cyan colour linearly increases from no-light to maximum intensity
19	-		GREEN (RGB mode) / MAGENTA (CMY mode)
		000 - 255	Green or Magenta colour linearly increases from no-light to maximum intensity
20	-		BLUE (RGB mode) / YELLOW (CMY mode)
		000 - 255	Blue or Yellow colour linearly increases from no-light to maximum intensity
-	18		HUE
		000 - 255	Linear Hue setting, define the target point color in the HSV color representation system (range from 0° (Red) to 360°)
-	19		HUE FINE
		000 - 255	Fine Hue setting
-	20		SATURATION
		000 - 255	Linear Saturation setting, define the INTENSITY/PURITY of the color at a constant lightness level. It ranges from 100% (pure color) to 0% (white)
21	21		DUMMY

RGB	HSV	DMX value	Function
22	22		DUMMY
23	23		DUMMY
24	24		TINT The tint control is normally set by sight to create satisfactory skin tones.
		000 - 127	Linear Tint setting, define the target point correction from Magenta (0 Bit) to OFF
		128	Tint adjustment OFF
		129 - 255	Linear Tint setting, define the target point correction from OFF to Green (255 bit)

RGB	HSV	DMX value	Function	
25	25		FUNCTION The function is enable passing through the unused range and then selecting the required function level. It will be activated after 5 seconds; All the functions are non-volatile settings. It means that the configuration setting still remains active after power off.	
		000 - 011	Unused range	
		012 - 037	Linear (Default)	
		038 - 042	S Curve	Refer to page 14
		043 - 047	Square	
		048 - 052	Smooth Square	
		053 - 057	S Curve	
		058 - 062	Raw color channels gamma 1 -	Refer to page 14
		063 - 067	Raw color channels gamma 1.5	
		068 - 072	Raw color channels gamma 2.2 (Default)	
		073 - 077	Halogen mode disabled (Default)	
		078 - 082	Halogen mode 1, 750W lamp emulation	
		083 - 087	Halogen mode 2, 1000W lamp emulation	
		088 - 092	Halogen mode 3, 1200W lamp emulation	
		093 - 097	Halogen mode 4, 2000W lamp emulation	
		098 - 102	Halogen mode 5, 2500W lamp emulation	
		103 - 105	Reserved	
		106 - 108	CCMOD: RAW (Default)	
		109 - 111	CCMOD: RGB (or HSV) mode	
		112 - 114	CCMOD: RGB to CMY	
		115 - 117	Reserved	
		118 - 122	Reserved	
		123	CTO Filter (Default)	
		124	CTO White	
		125 - 163	Reserved	
		126 - 127	Gamut Adaptation Relative	
		128 - 129	Gamut Adaptation Absolute	
		130 - 133	Reserved	
		134	RGB Color Space Native	
		135	RGB Color Space sRGB	
		136 - 163	Reserved	
		164	Base frequency=1000Hz	
		165	Base frequency=1500Hz (Default)	
		166	Base frequency=2400Hz	
		167	Base frequency=3700Hz	
168	Base frequency=5600Hz			
169	Base frequency=9400Hz			
170	Base frequency=15100Hz			
171	Base frequency=21400Hz			
172	Base frequency=31000Hz			
173	Base frequency=43700Hz			
174 - 250	Reserved			
251 - 255	Default function recall			

RGB	HSV	DMX value	Function
26	26		RESET
		000 - 025	Unused range
		026 - 255	It does the complete reset sequence of fixture passing through the unused levels range and staying in this range for 5 seconds.
27	27		FREQUENCY
		000 - 255	It allows a fine adjusting of frequency base value selected with Function parameter (number 25) - Details of values at page 17.



Macro Colors Library

DMX Value	LEE Filter references	Description
000 – 009	None	None
010 – 011	004	4 Med Bast Amber
012 – 013	009	Pale Amber Gold
014 – 015	-	<i>Reserved</i>
016 – 017	017	Surprise Peach
018 – 019	019	Fire
020 – 021	021	Gold Amber
022 – 023	026	Bright red
024 – 025	029	Plasa Red
026 – 027	035	Light Pink
028 – 029	058	Lavender
030 – 031	068	Sky Blue
032 – 033	071	Tokyo Blue
034 – 035	075	Evening Blue
036 – 037	079	Just Blue
038 – 039	088	Lime Green
040 – 041	090	Dark Yellow/Green
042 – 043	-	<i>Reserved</i>
044 – 045	-	<i>Reserved</i>
046 – 047	-	<i>Reserved</i>
048 – 049	103	Straw
050 – 051	-	<i>Reserved</i>
052 – 053	-	<i>Reserved</i>
054 – 055	106	Primary Red
056 – 057	108	English Rose
058 – 059	111	Dark Pink
060 – 061	113	Magenta
062 – 063	115	Peacock Blue
064 – 065	116	Med Blue-Green
066 – 067	117	Steel Blue
068 – 069	118	Light Blue
070 – 071	119	Dark Blue
072 – 073	-	<i>Reserved</i>
074 – 075	121	Lee Green
076 – 077	122	Fern Green
078 – 079	124	Dark Green
080 – 081	127	Smokey Pink
082 – 083	128	Bright Pink
084 – 085	131	Marine Blue
086 – 087	132	Med Blue
088 – 089	134	Golden Amber
090 – 091	135	Dip Golden Amber
092 – 093	136	Pale Lavender
094 – 095	137	Spec Lavender
096 – 097	138	Pale Green
098 – 099	139	Primary Green
100 – 101	141	Bright Blue
102 – 103	143	Pale Navy Blue
104 – 105	147	Apricot

DMX Value	LEE Filter references	Description
106 – 107	152	Pale Gold
108 – 109	154	Pale Rose
110 – 111	157	Pink
112 – 113	158	Deep Orange
114 – 115	161	Slate Blue
116 – 117	162	Bastard Amber
118 – 119	-	<i>Reserved</i>
120 – 121	165	Daylight Blue
122 – 123	169	Lilac Tint
124 – 125	170	Deep Lavender
126 – 127	172	Lagoon Blue
128 – 129	174	Dk Steel Blue
130 – 131	-	<i>Reserved</i>
132 – 133	180	Dark Lavendar
134 – 135	-	<i>Reserved</i>
136 – 137	182	Light Red
138 – 139	197	Alice Blue
140 – 141	200	Double C.T. Blue
142 – 143	201	Full C.T. Blue
144 – 145	202	1/2 C.T. Blue
146 – 147	203	1/4 C.T. Blue
148 – 149	204	Full C.T. Orange
150 – 151	205	1/2 C.T. Orange
152 – 153	206	1/4 C.T. Orange
154 – 155	241	Lee Fluor 5700K
156 – 157	242	Lee Fluor 4300K
158 – 159	247	Lee Minus Green
160 – 161	248	1/2 Minus Green
162 – 163	281	3/4 C.T. Blue
164 – 165	285	3/4 C.T. Orange
166 – 167	328	Follies Pink
168 – 169	352	Glacier Blue
170 – 171	353	Lighter Blue
172 – 173	363	Special Medium Blue
174 – 175	706	King Fals Lavender
176 – 177	711	Cold Blue
178 – 179	724	Ocean Blue
180 – 181	728	Steel Green
182 – 183	747	Easy White
184 – 185	778	Millenium Gold
186 – 187	793	Vanity Fair
188 – 189	R05	Rose Tint (ROSCO)
190 – 255	-	<i>Reserved</i>

Frequency parameter levels

Base Frequency setting	Value at 128 bit	Min value at 0 bit	Max value at 255 bit
1000 Hz	1000 Hz	744 Hz	1254 Hz
1500 Hz (Default)	1500 Hz	1244 Hz	1754 Hz
2400 Hz	2400 Hz	1760 Hz	3035 Hz
3700 Hz	3700 Hz	3060 Hz	4335 Hz
5600 Hz	5600 Hz	4320 Hz	6870 Hz
9400 Hz	9400 Hz	6840 Hz	11940 Hz
15100 Hz	15100 Hz	11900 Hz	18275 Hz
21400 Hz	21400 Hz	18200 Hz	24575 Hz
31000 Hz	31000 Hz	24600 Hz	37350 Hz
43700 Hz	43700 Hz	37300 Hz	50050 Hz